


**STONE** 



**1980 Ivory Stone** 457 x 457mm 



**1981 Portland Stone** 457 x 457mm 




**1982 Shellstone** 457 x 457mm 




**1984 Sandstone** 457 x 457mm 




**1985 Smoked Limestone** 457 x 457mm 





**1986 Brushed Concrete** 457 x 457mm 




**1987 Wet Concrete** 457 x 457mm 




**1988 Burnt Sandstone** 457 x 457mm 



**1989 Black Limestone** 457 x 457mm 



**1983 Limestone** This sample shows the effect of tiles when fitted 457 x 457mm 

The **R values** shown denote a ramp test result, which is an ex-factory measure of slip resistance. For safety flooring with sustainable wet slip resistance, refer to the Polysafe ranges.

<sup>o</sup> Refer to BRE Global ratings on [www.greenbooklive.com](http://www.greenbooklive.com)